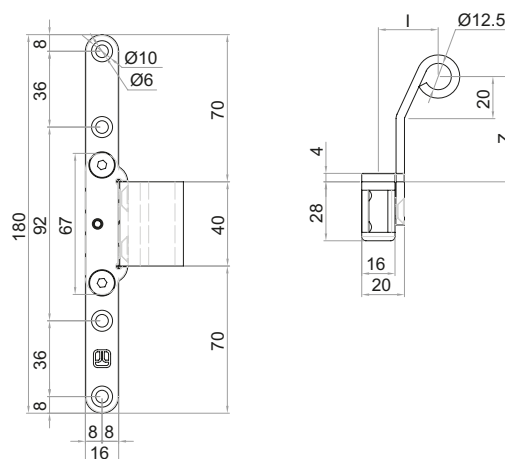





PATENTED



SERIE TSR-381

Bandella a "T" a scomparsa collo esterno regolabile, specifica per ante in legno



Articolo	Codice	I	Z	P max*	Pcks
TSR-381-05	A0137200	28	46-54	60 kg	6
TSR-381-10	A0137205	28	56-64	60 kg	6
TSR-381-15	A0137210	40	38-46	60 kg	6
TSR-381-20	A0137215	40	48-56	60 kg	6
TSR-381-25	A0137220	56	38-46	50 kg	6
TSR-381-30	A0137225	56	48-56	50 kg	6
TSR-381-35	A0137230	63	38-46	40 kg	6
TSR-381-40	A0137235	63	48-56	40 kg	6

Categoria Commerciale: G0

*Peso massimo a coppia

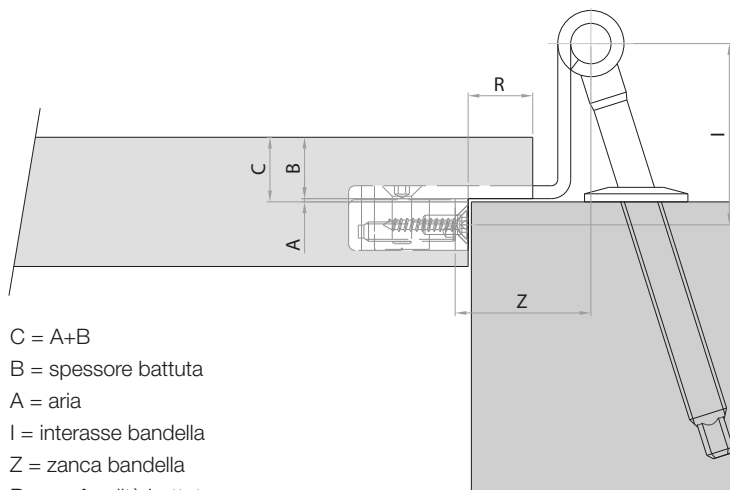
Verifica carico eseguita con rapporto X / Y ≤ 0,5

Finitura a magazzino: Nero Cover System

Finitura su richiesta: Verniciatura RAL

SCHEMA APPLICATIVO MONTAGGIO

Codice	I	Z	R
TSR-381-05	I=28	Z=46-54	R=12-22
TSR-381-10	I=28	Z=56-64	R=22-32
TSR-381-15	I=40	Z=38-46	R=12-22
TSR-381-20	I=40	Z=48-56	R=22-32
TSR-381-25	I=56	Z=38-46	R=12-22
TSR-381-30	I=56	Z=48-56	R=22-32
TSR-381-35	I=63	Z=38-46	R=12-22
TSR-381-40	I=63	Z=48-56	R=22-32



$C = A+B$

B = spessore battuta

A = aria

I = interasse bandella

Z = zanca bandella

R = profondità battuta